



**ALL-IN-ONE  
DISPOSABLE AV LINER**

**Including:**

**Liner, Filter and Collection Pouch**

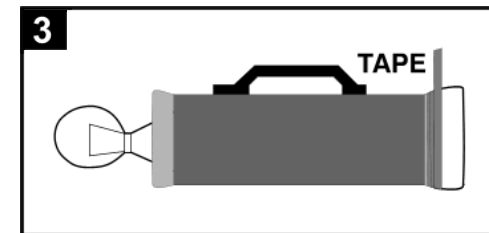
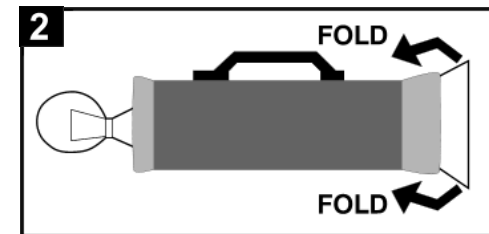
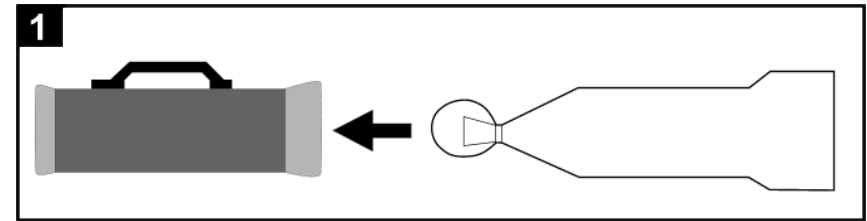
**For Use with the  
COLORADO MODEL AV**

**10 per Pack**

**Hamilton Research, Inc.**  
P.O. Box 2099  
South Hamilton, MA 01982  
(978) 468-4460, (800) 367-0266  
Fax: (978) 468-1359  
Equitainer@aol.com  
<http://www.equitainer.com>

### Instructions for Inserting the Colorado All-in-One Disposable Liner

1. Place Disposable Liner into AV before adding the final amount of hot water (Fig. 1).
2. Pull the collection pouch through the AV.
3. Fold the top 2 to 3 inches of disposable liner over the top of the AV (Fig. 2).
4. Tape the folded top of disposable liner over the top of the AV (Fig. 3).
5. Make sure the disposable liner is not twisted.
6. Lubricate the disposable liner and finish preparing the AV as usual.
7. While collecting\* be sure to hold the collection pouch so that the stallion does not pull the liner out while withdrawing.



### After Collection

Fold a corner of the collection pouch, cut with scissors (Fig. 4) and gently pour out filtered ejaculate (Fig. 5).

### Notes

In the Colorado Model AV, Disposable AV Liners take the place of the inner latex collection liner.

You may pour a known quantity of extender into the collection pouch of the Disposable AV Liner and collect directly into extender if advisable for the stallion. Remember to subtract the volume of extender added when measuring the ejaculate volume.

In cold weather, store the Disposable AV Liner in an incubator to avoid cold shock the sperm. Also it is advised that an insulated cover be placed over the collection pouch.

